docree.

Trading Education Series

Crypto Trading Essentials

Bitcoin, Ethereum, DeFi, and Digital Asset Investing

Volume 5

Your guide to the crypto ecosystem

docree.com

2026 Edition

Free Educational Resource

Generated with docree.

Contents

01 What Are Cryptocurrencies?
02 How Blockchain Works
03 Bitcoin — Digital Gold
04 Ethereum — The World Computer
05 Altcoins, Tokens, and Stablecoins
06 How Crypto Markets Work
07 Centralized vs Decentralized Exchanges
08 Wallet Security & Self-Custody
09 DeFi — Decentralized Finance
10 Staking, Yield Farming, and Lending
11 NFTs and Digital Ownership
12 On-Chain Analysis
13 Building a Crypto Portfolio
14 Crypto Tax Basics
15 Scams, Rug Pulls, and How to Stay Safe
16 The Future of Crypto

PREVIEW
Generated with Docree — docree.com

INTRODUCTION

Welcome to the Crypto Revolution

Cryptocurrency has evolved from a niche experiment among cypherpunks to a $2+ trillion asset class traded by institutions, governments, and millions of retail investors worldwide. Whether you are a forex trader exploring crypto, a tech enthusiast, or a complete beginner — this guide will give you a solid foundation.

Volumes 1–4 of this series covered traditional trading fundamentals, technical analysis, risk management, and trading strategies. Volume 5 applies those skills to the crypto ecosystem while covering the unique concepts you need to understand: blockchain technology, DeFi, wallet security, staking, on-chain analysis, and the regulatory landscape.

Crypto moves fast. Protocols launch, evolve, and sometimes collapse within months. This guide focuses on timeless principles — the fundamentals that will still be relevant regardless of which specific tokens or protocols dominate in the future.

> WARNING
>
> Cryptocurrency is a high-risk, high-reward asset class. Prices can drop 50–90% in a matter of weeks. Never invest more than you can afford to lose entirely. This guide is educational, not investment advice.

PREVIEW
Generated with Docree.com

CHAPTER 01

What Are Cryptocurrencies?

A cryptocurrency is a digital asset that uses cryptography for security and operates on a decentralized network (blockchain) rather than being issued or controlled by a central bank or government.

Key Properties

- Decentralized: no single entity controls the network. Thousands of computers (nodes) maintain the ledger.
- Permissionless: anyone can participate — send, receive, or validate transactions — without approval from a bank or government.
- Immutable: once a transaction is confirmed on the blockchain, it cannot be reversed, altered, or censored.
- Transparent: all transactions are recorded on a public ledger that anyone can audit.
- Scarce: most cryptocurrencies have a fixed or predictable supply schedule (unlike fiat currencies which can be printed infinitely).
- Programmable: smart contract platforms (Ethereum, Solana) allow code to run on the blockchain, enabling DeFi, NFTs, and DAOs.

Crypto vs Traditional Assets

Aspect	Crypto	Stocks	Forex	Gold
Market hours	24/7/365	Mon–Fri, exchange hours	24/5	24/5
Settlement	Minutes (on-chain)	T+2 days	T+2 days	T+2 days
Custody	Self-custody possible	Broker holds shares	Broker holds balance	Physical or ETF
Volatility	Very high (5–20% daily)	Moderate (1–3% daily)	Low (0.5–1% daily)	Low–moderate
Regulation	Evolving, varies by country	Well-established	Well-established	Commodity-regulated
Entry barrier	Very low ($1 minimum)	Moderate	Low	Moderate

The 24/7 market is both a blessing and a curse. There is always an opportunity, but also no break from volatility. Setting alerts and using limit orders (rather than watching charts constantly) is essential for crypto traders' mental health.

Powered by docree.

KEY TAKEAWAY

Crypto is a new asset class with unique properties: decentralized, 24/7, self-custodial, and highly volatile. It is not a replacement for traditional assets — it is an addition to your investment toolkit.

PREVIEW
Generated with Docree — docree.com

CHAPTER 02

How Blockchain Works

A blockchain is a distributed ledger — a database that is shared and synchronized across thousands of computers worldwide. Instead of one bank keeping track of who owns what, the entire network maintains a shared record.

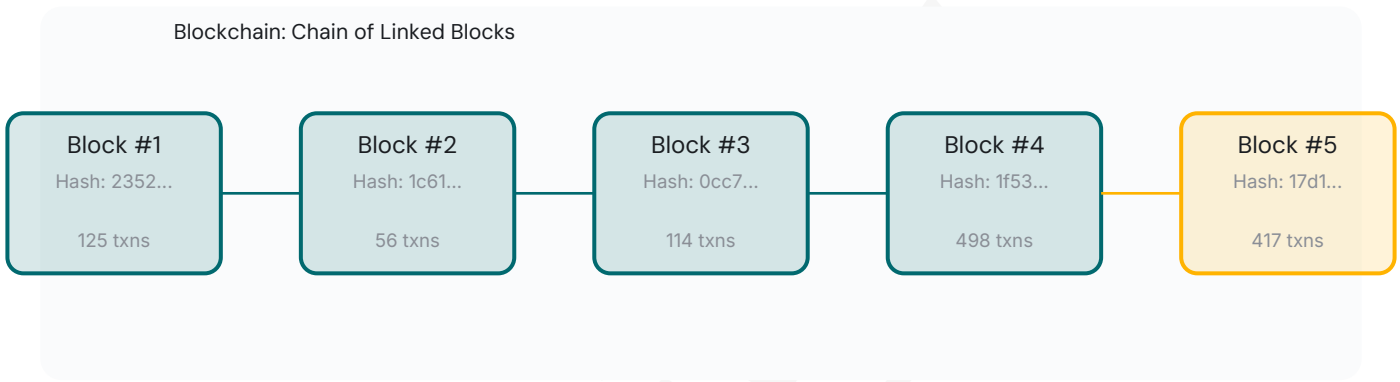

Fig 2.1 — A blockchain: blocks of transactions linked together cryptographically. Each block references the previous block's hash.

How a Transaction Works

- 1. Initiation: you sign a transaction with your private key (e.g., “send 0.5 BTC to address X”).
- 2. Broadcasting: the transaction is broadcast to the network of nodes.
- 3. Validation: nodes verify the transaction (do you have enough balance? is the signature valid?).
- 4. Block creation: validated transactions are grouped into a block by a miner or validator.
- 5. Consensus: the network agrees on the new block through a consensus mechanism (PoW or PoS).
- 6. Confirmation: the block is added to the chain. The transaction is now permanent and irreversible.

Consensus Mechanisms

Mechanism	How It Works	Used By	Energy Use
Proof of Work (PoW)	Miners solve complex math puzzles to validate blocks	Bitcoin, Litecoin, Dogecoin	Very high
Proof of Stake (PoS)	Validators stake coins as collateral to validate blocks	Ethereum, Solana, Cardano	Very low
Delegated PoS (DPoS)	Token holders vote for delegates who validate	EOS, Tron, Cosmos	Low

PREVIEW
Generated with Docree

Proof of Authority	Pre-approved validators (centralized but fast)	Binance Smart Chain, VeChain	Minimal

Ethereum's transition from PoW to PoS in 2022 ("The Merge") reduced its energy consumption by 99.95% — one of the most significant events in crypto history.

KEY TAKEAWAY

Blockchain is a shared, immutable ledger maintained by a decentralized network. Consensus mechanisms (PoW, PoS) determine how new blocks are validated. Understanding this is fundamental to understanding every crypto asset.

PREVIEW
Generated with Docree — docree.com

CHAPTER 03

Bitcoin — Digital Gold

Bitcoin (BTC) was the first cryptocurrency, created in 2009 by the pseudonymous Satoshi Nakamoto. It remains the largest by market capitalization and the most widely recognized digital asset in the world.

Key Facts

Property	Value
Launch	January 3, 2009 (Genesis Block)
Maximum supply	21,000,000 BTC (fixed, never changes)
Current supply	~19.6 million BTC mined (as of 2026)
Consensus	Proof of Work (SHA-256 mining)
Block time	~10 minutes
Halving cycle	Every 210,000 blocks (~4 years): mining reward cuts in half
Last halving	April 2024 (reward: 3.125 BTC per block)
Market cap	~$1.2 trillion (largest cryptocurrency)

Why “Digital Gold”?

Bitcoin shares key properties with gold: it is scarce (fixed supply), durable (exists as long as the internet does), portable (send anywhere in minutes), divisible (1 BTC = 100,000,000 satoshis), and increasingly accepted as a store of value by institutions.

Unlike gold, Bitcoin is programmable, easily verifiable, and cannot be confiscated without the holder’s private key. Unlike fiat currencies, it cannot be inflated by a central bank. This makes it attractive as a hedge against monetary debasement.

The Halving Cycle

Every ~4 years, the reward miners receive for validating blocks is cut in half. This reduces the rate of new BTC entering circulation, creating a deflationary supply schedule. Historically, Bitcoin has experienced significant price appreciation in the 12–18 months following each halving:

Halving	Date	Reward After	Price at Halving	Peak After
1st	Nov 2012	25 BTC	~$12	~$1,100

Powered by docree.

2nd	Jul 2016	12.5 BTC	~$650	~$20,000
3rd	May 2020	6.25 BTC	~$8,700	~$69,000
4th	Apr 2024	3.125 BTC	~$64,000	TBD

DID YOU KNOW?

Past halving cycles have shown a pattern: accumulation before the halving, sideways movement for months after, then a parabolic run 12–18 months later. However, past performance does not guarantee future results. Each cycle has diminishing percentage returns as the market matures.

Bitcoin as a Trading Asset

For traders, Bitcoin offers high volatility (opportunity), deep liquidity (low slippage on major exchanges), and a strong trend-following character. BTC tends to move in multi-month trends, making it well-suited for the swing trading strategies covered in Volume 4.

Bitcoin Criticisms and Counter-Arguments

Criticism	Counter-Argument
“It has no intrinsic value”	Neither does the US dollar since 1971. Value comes from network effects, scarcity, and utility.
“It uses too much energy”	~50% of mining uses renewable energy. Energy use secures a $1T+ network. Many industries use more.
“It is used for crime”	Cash is used far more for crime. Bitcoin is transparent — every transaction is traceable on-chain.
“It is too volatile”	Volatility is decreasing each cycle. Gold was volatile for decades after free-floating in 1971.
“It can be banned”	China banned it 4+ times. Price recovered each time. Banning a protocol is nearly impossible.
“Quantum computers will break it”	Quantum-resistant cryptography is being developed. Upgrade path exists via soft fork.

Every successful investor who dismissed Bitcoin early (including Warren Buffett, Jamie Dimon, and most central bankers) has had to revisit their stance as institutional adoption grew. This does not mean Bitcoin is guaranteed to succeed — but the arguments against it have weakened significantly over 15 years.

KEY TAKEAWAY

Bitcoin is the anchor asset of the crypto market. Its fixed supply of 21 million, halving cycle, and growing institutional adoption make it unique among all assets. It is the starting point for every crypto portfolio.

Powered by docree.

CHAPTER 04

Ethereum — The World Computer

If Bitcoin is digital gold, Ethereum is a decentralized computer. Launched in 2015 by Vitalik Buterin, Ethereum introduced smart contracts — self-executing programs that run on the blockchain without intermediaries.

Smart Contracts in Plain Language

A smart contract is code that says: "If X happens, then do Y." For example: "If Alice sends 1 ETH to this address, then transfer the NFT to Alice." No bank, lawyer, or escrow service needed. The blockchain enforces the contract automatically.

What Runs on Ethereum?

- DeFi protocols: Uniswap (decentralized exchange), Aave (lending), Compound, MakerDAO (stablecoin).
- NFTs: digital art, collectibles, gaming items, music royalties.
- DAOs: decentralized organizations governed by token holders.
- Layer 2 scaling: Arbitrum, Optimism, Base (faster, cheaper transactions on top of Ethereum).
- Stablecoins: USDC, DAI — $1-pegged tokens used throughout DeFi.
- Enterprise solutions: supply chain tracking, identity verification, tokenized real-world assets.

ETH as Money

After "The Merge" (2022), Ethereum switched to Proof of Stake, and with EIP-1559, a portion of transaction fees is burned (destroyed). This means ETH supply can actually decrease when network usage is high — making it potentially deflationary, unlike most cryptocurrencies.

Property	Bitcoin	Ethereum
Primary use	Store of value	Platform for applications
Supply	Fixed 21M	No hard cap, but net deflationary with burns
Consensus	Proof of Work	Proof of Stake
Transaction speed	~10 min blocks	~12 sec blocks
Smart contracts	Very limited	Full Turing-complete VM
Staking yield	N/A (mining only)	~3–5% annual staking reward

PREVIEW Generated with Docree — docree.com

KEY TAKEAWAY

Ethereum is the foundation of the crypto application layer. DeFi, NFTs, DAOs, and Layer 2s all run on Ethereum. Understanding ETH is essential for participating in the broader crypto ecosystem.

PREVIEW
Generated with Docree — docree.com

CHAPTER 05

Altcoins, Tokens, and Stablecoins

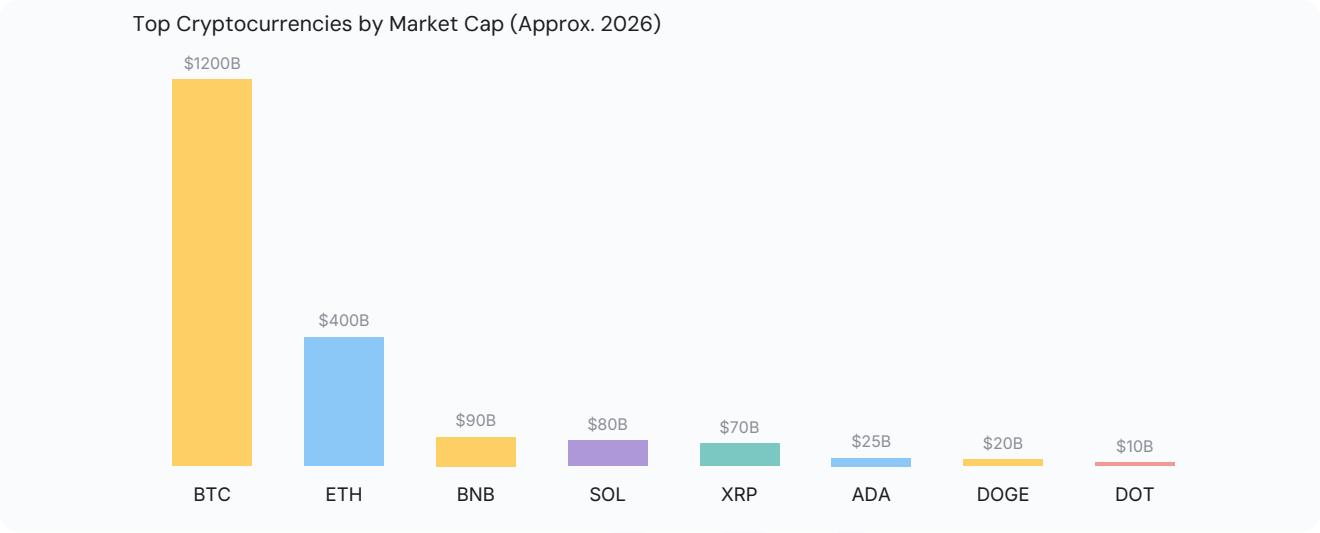

Fig 5.1 — Top cryptocurrencies by approximate market capitalization.

Beyond Bitcoin and Ethereum, there are thousands of other cryptocurrencies. Understanding the categories is essential for making informed investment decisions.

Layer 1 Blockchains ("Alt-L1s")

These are standalone blockchains that compete with Ethereum by offering faster or cheaper transactions:

Chain	Speed	Fees	Ecosystem	Trade-off
Solana	400ms blocks	<$0.01	Growing DeFi + NFTs	Centralization concerns, past outages
Avalanche	~2 sec finality	<$0.10	DeFi, gaming, subnets	Smaller ecosystem than ETH
Cardano	~20 sec blocks	<$0.20	Academic approach, slow dev	Limited smart contract adoption
Polkadot	~6 sec blocks	Variable	Cross-chain interoperability	Complex architecture

Stablecoins

Stablecoins are tokens pegged to a fiat currency (usually USD). They are the backbone of crypto trading and DeFi:

Stablecoin	Peg	Backing	Market Cap	Risk

Powered by docree.

USDT (Tether)	$1	Commercial paper, T-bills, cash	~$100B+	Reserve transparency concerns
USDC (Circle)	$1	US Treasuries + cash at regulated banks	~$30B+	Most transparent, regulated issuer
DAI (MakerDAO)	$1	Crypto-collateralized (over-collateralized)	~$5B	Decentralized but complex
FDUSD	$1	Cash + US Treasuries	~$3B	Newer, Binance-supported

WARNING

The collapse of UST/Luna in 2022 wiped out $40 billion in value when the algorithmic stablecoin lost its peg. Not all stablecoins are created equal. Stick with fully-backed stablecoins (USDC, USDT) and understand how they maintain their peg.

Tokens vs Coins

- Coin: native asset of its own blockchain (BTC on Bitcoin, ETH on Ethereum, SOL on Solana).
- Token: runs on someone else's blockchain (USDC on Ethereum, LINK on Ethereum, UNI on Ethereum). Created via smart contracts.
- Governance token: gives holders voting rights on protocol decisions (UNI, AAVE, CRV).
- Utility token: required to use a specific platform (LINK for Chainlink oracles, FIL for Filecoin storage).
- Meme coin: community-driven, no fundamental utility (DOGE, SHIB, PEPE). Extremely high risk.

KEY TAKEAWAY

The crypto universe is vast. Focus on understanding the categories (L1s, stablecoins, governance, utility) rather than memorizing individual tokens. Most altcoins will not survive long-term — invest with caution outside BTC and ETH.

Powered by docree.

CHAPTER 06

How Crypto Markets Work

Crypto markets share similarities with forex and stock markets but have critical differences that affect how you trade.

24/7 Markets

Unlike forex (24/5) or stocks (limited hours), crypto trades every day including weekends and holidays. This means you can wake up to massive price moves that happened overnight or over the weekend. Solutions: use stop losses, set price alerts, and avoid over-leveraging.

Market Cycles

Crypto has historically moved in 4-year cycles tied to Bitcoin halvings:

Phase	Duration	Character	Best Strategy
Accumulation	6–12 months	Prices bottomed, low volume, fear dominant	DCA into BTC/ETH, build positions slowly
Markup (Bull)	12–18 months	Prices rising, volume increasing, optimism	Ride trends, take partial profits on the way up
Distribution	2–4 months	New highs, euphoria, “this time is different”	Scale out, convert to stablecoins, reduce risk
Markdown (Bear)	12–18 months	Prices falling, capitulation, “crypto is dead”	Preserve capital, study, prepare for next cycle

Liquidity and Slippage

Bitcoin and Ethereum have deep liquidity on major exchanges (Binance, Coinbase, Kraken). But smaller altcoins can have very thin order books, meaning large orders move the price significantly (slippage). Always check the order book depth before trading small-cap tokens.

Market Dominance

Bitcoin Dominance (BTC.D) measures Bitcoin’s share of total crypto market cap. When BTC.D is rising, Bitcoin is outperforming altcoins (risk-off). When BTC.D is falling, altcoins are outperforming (risk-on, “alt season”). Tracking BTC.D helps you decide when to hold BTC vs rotate into alts.

PRO TIP

Most profitable crypto traders follow a simple cycle strategy: accumulate BTC/ETH during bear markets, ride the bull market, rotate into alts when BTC.D starts falling, and convert to stablecoins when euphoria peaks. Timing is imperfect, but the framework is powerful.

Powered by docree.

Correlation with Traditional Markets

Since 2020, Bitcoin has shown increasing correlation with US tech stocks (NASDAQ), particularly during risk-on/risk-off events. This means crypto is no longer fully independent from traditional markets:

- When the S&P; 500 drops sharply, crypto typically drops harder (higher beta).
- When the Fed raises interest rates, crypto suffers (liquidity withdrawal).
- When the dollar strengthens (DXY up), crypto weakens (inverse correlation).
- During banking crises (SVB, Credit Suisse), Bitcoin sometimes acts as a safe haven.

The implication: macro awareness matters for crypto traders. Monitor the S&P; 500, DXY (dollar index), and Federal Reserve interest rate decisions alongside your crypto charts.

Funding Rates and Sentiment

On perpetual futures exchanges (Binance, Bybit, dYdX), funding rates indicate market sentiment:

- Positive funding (longs pay shorts): market is overleveraged long. Potential pullback.
- Negative funding (shorts pay longs): market is overleveraged short. Potential bounce.
- Extremely positive funding (>0.1% per 8h): overheated. High probability of liquidation cascade.

Funding rates, combined with open interest (total value of open futures positions), give you a real-time read on how leveraged the market is — and leveraged markets are fragile markets.

> KEY TAKEAWAY
>
> Crypto markets are 24/7, highly cyclical, and correlated to Bitcoin and US tech stocks. Understanding the 4-year cycle, BTC dominance, funding rates, and macro correlations is more important than any individual coin analysis.

PREVIEW

CHAPTER 07

Centralized vs Decentralized Exchanges

How you buy, sell, and trade crypto depends on the type of exchange you use. Each has trade-offs.

Feature	CEX (Centralized)	DEX (Decentralized)
Custody	Exchange holds your funds	You hold your own funds (wallet)
KYC required	Yes (ID, address, selfie)	No — connect wallet and trade
Fiat on-ramp	Yes (bank, card)	Usually no (need crypto already)
Liquidity	Very high (order books)	Varies (AMM liquidity pools)
Speed	Instant	Depends on blockchain (~seconds to minutes)
Fees	0.1–0.5% per trade	0.3% + gas fees (variable)
Risk	Exchange hack, insolvency (FTX)	Smart contract exploit, rug pull
Examples	Binance, Coinbase, Kraken	Uniswap, PancakeSwap, dYdX

The CEX vs DEX Decision

- Use a CEX when: you want fiat on/off ramps, high liquidity, leverage trading, and customer support.
- Use a DEX when: you want privacy, self-custody, access to new tokens before CEX listing, or yield farming.
- Many traders use both: CEX for major trades and fiat conversion; DEX for DeFi, new tokens, and earning yield.

WARNING

"Not your keys, not your coins." The collapse of FTX in 2022 lost customers billions. Never leave more on a CEX than you need for active trading. Move long-term holdings to a hardware wallet.

KEY TAKEAWAY

CEXs are easier and faster; DEXs are more secure and private. Use both strategically. Always withdraw long-term holdings to self-custody.

Powered by docree.

CHAPTER 08

Wallet Security & Self-Custody

Your crypto is only as safe as your private keys. If someone gets your keys, they get your crypto. If you lose your keys, your crypto is gone forever. There is no "forgot password" button on the blockchain.

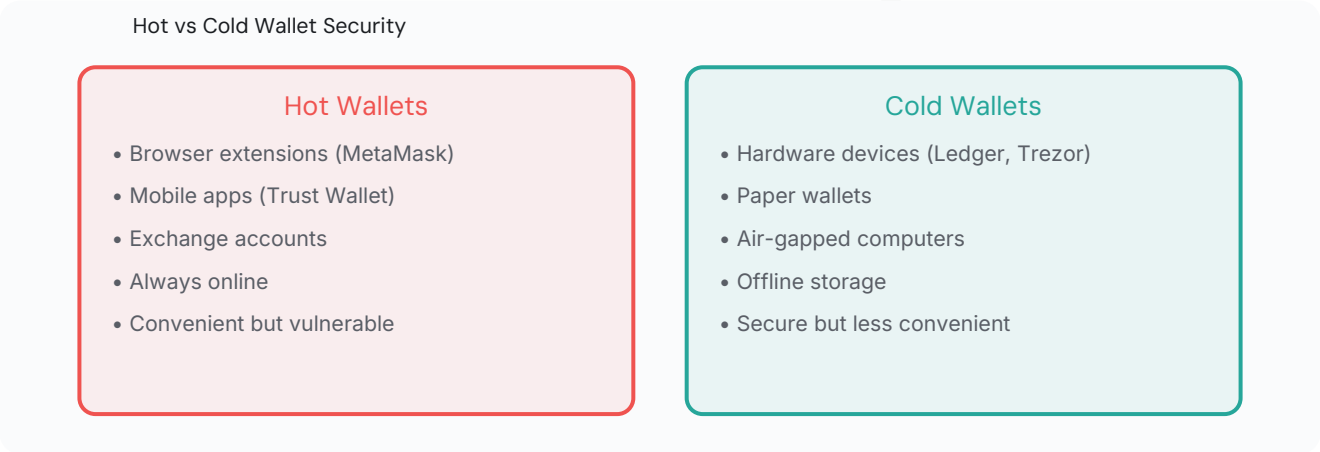

Fig 8.1 — Hot wallets (online, convenient) vs cold wallets (offline, secure).

Seed Phrase Security

Your seed phrase (12 or 24 words) is the master key to all your crypto. Anyone with your seed phrase owns your funds. Rules:

- Never type your seed phrase into a website, app, or form. Legitimate services NEVER ask for it.
- Never store it digitally (screenshot, notes app, email, cloud drive). Digital = hackable.
- Do write it on paper or metal (fire-resistant) and store in a secure location (safe, bank vault).
- Do make 2–3 copies stored in different physical locations.
- Do test recovery before storing significant funds (practice restoring from seed phrase on a spare device).

Best Practices for Crypto Security

Practice	Why
Hardware wallet for holdings >$1,000	Immune to online attacks — keys never touch the internet
Separate browser for crypto	Prevents extension-based attacks and session hijacking
Use 2FA (authenticator app, not SMS)	SMS can be SIM-swapped; authenticator is safer
Verify contract addresses before interacting	Phishing sites use near-identical URLs with wrong contracts

Powered by docree.

Revoke unused token approvals regularly	Old approvals can drain your wallet if a dApp is compromised
Test with a small amount first	Always send a small test transaction before large transfers

What to Do If You Think You Have Been Compromised

- 1. Do NOT interact with your wallet from the same device. The device may be compromised.
- 2. Create a brand new wallet on a clean device or hardware wallet.
- 3. Transfer remaining assets from the compromised wallet to the new wallet IMMEDIATELY.
- 4. Revoke all token approvals on the compromised wallet (use revoke.cash from a different device).
- 5. Never use the compromised seed phrase again. It is burned forever.
- 6. Report the incident to the exchange or protocol involved for investigation.

Speed matters. Once an attacker has your seed phrase, they can drain your wallet in seconds. Having a pre-prepared emergency plan and a backup hardware wallet can save you.

Hardware Wallet Comparison

Device	Price	Supported Coins	Best For
Ledger Nano S Plus	~$80	5,500+	Budget-friendly, good for beginners
Ledger Nano X	~$150	5,500+	Bluetooth, mobile use
Trezor Model T	~$180	1,400+	Open-source firmware, touchscreen
Trezor Safe 3	~$80	8,000+	Budget open-source option
GridPlus Lattice1	~$400	Unlimited (EVM)	Advanced users, large screen

KEY TAKEAWAY

Self-custody is a superpower and a responsibility. Your seed phrase is your bank vault key. Protect it offline, use a hardware wallet for significant holdings, and never interact with unfamiliar contracts without research. Have an emergency plan before you need one.

Powered by docree.

CHAPTER 09

DeFi — Decentralized Finance

DeFi recreates traditional financial services (lending, borrowing, trading, insurance) using smart contracts instead of banks. No middlemen, no KYC (for on-chain operations), and accessible to anyone with an internet connection.

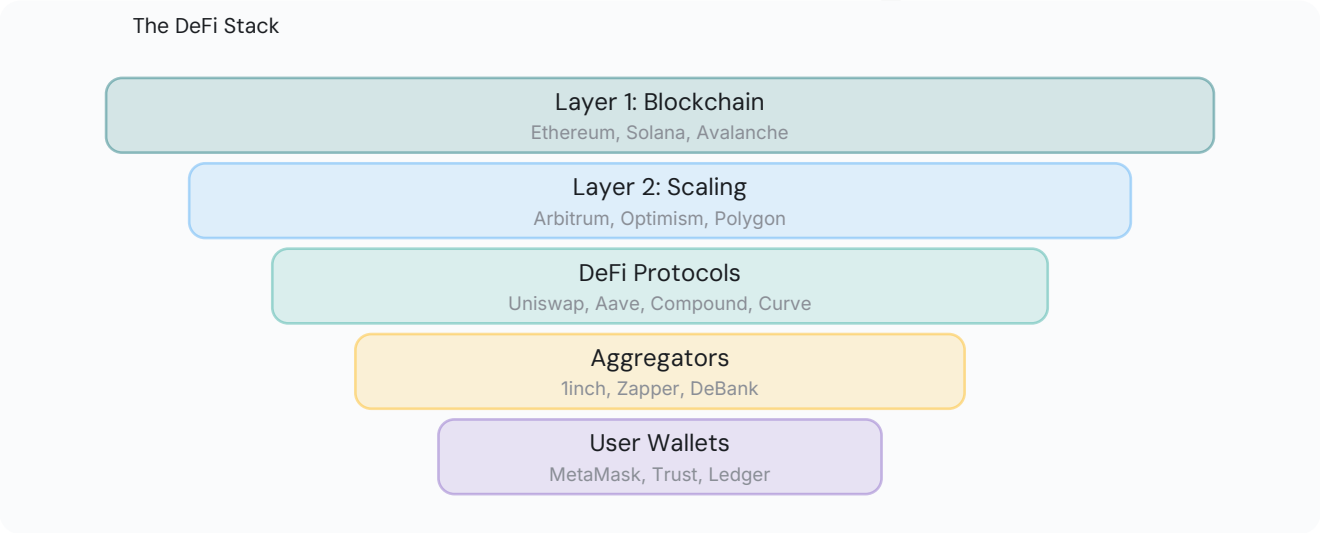

Fig 9.1 — The DeFi stack: from blockchain infrastructure to user-facing wallets and aggregators.

Core DeFi Categories

Category	What It Does	Top Protocols	Typical APY
DEXs	Swap tokens without intermediary	Uniswap, Curve, SushiSwap	LP fees: 5–30%
Lending	Lend crypto, earn interest / borrow against collateral	Aave, Compound, Morpho	1–10%
Stablecoins	Decentralized dollar-pegged assets	MakerDAO (DAI), Frax	Savings rate: 3–8%
Yield aggregators	Auto-compound yields across protocols	Yearn, Beefy	Varies by strategy
Derivatives	On-chain futures, options, perpetuals	dYdX, GMX, Synthetix	Trading fees
Insurance	Coverage against smart contract exploits	Nexus Mutual, InsurAce	Premiums: 2–10%

Risks of DeFi

- Smart contract risk: bugs in code can be exploited. Billions have been lost to hacks (Ronin Bridge: $620M, Wormhole: $320M).

Powered by docree.

- Impermanent loss: liquidity providers can lose value when token prices diverge.
- Regulatory risk: DeFi may face regulation that limits access or requires KYC.
- Rug pulls: malicious developers drain liquidity or mint unlimited tokens.
- Composability risk: DeFi protocols interact with each other; one failure can cascade.

PRO TIP

Start with blue-chip DeFi protocols (Aave, Uniswap, Curve) that have been battle-tested for years. Avoid chasing high APY on unknown protocols — if the yield seems too good to be true, you are likely the product, not the customer.

Getting Started with DeFi (Step by Step)

If you are new to DeFi, here is a practical onboarding path:

- Step 1: Install MetaMask browser extension. Create a wallet. Write down your seed phrase on paper.
- Step 2: Buy ETH on a CEX (Coinbase, Binance). Withdraw to your MetaMask address.
- Step 3: Bridge a small amount to a Layer 2 (Arbitrum or Base) for lower fees.
- Step 4: Visit Uniswap (app.uniswap.org). Swap a small amount of ETH for USDC. This is your first DEX trade.
- Step 5: Visit Aave (aave.com). Supply USDC to earn interest. This is your first lending position.
- Step 6: After 2–4 weeks of practice, explore more advanced strategies (LP provision, yield farming).

Start with $50–$100 maximum. DeFi has a learning curve, and mistakes (wrong network, wrong token, failed transactions) are common at first. Better to lose $20 in a learning mistake than $2,000.

DeFi Safety Checklist

- Protocol audited by reputable firm (Trail of Bits, OpenZeppelin, CertiK)?
- TVL (Total Value Locked) above $100M? (larger = battle-tested)
- Team known and reputable?
- Smart contract verified on Etherscan?
- No unusual admin keys that could drain funds?
- Are you on the correct URL? (bookmark DeFi sites, never click links)
- Have you revoked unused token approvals recently? (use revoke.cash)

KEY TAKEAWAY

DeFi is the killer app of crypto — permissionless finance accessible to anyone. But it carries significant technical and financial risk. Start with established protocols, use small amounts to learn, and always understand what you are putting your money into. The step-by-step guide above is your safest entry path.

PREVIEW
Generated with Docree — docree.com

CHAPTER 10

Staking, Yield Farming, and Lending

Earning yield on your crypto holdings is one of the most attractive features of the ecosystem. Here are the three main approaches:

Staking

Lock your tokens in a Proof-of-Stake network to help validate transactions and earn rewards. It is the crypto equivalent of a savings account, but with lock-up periods and slashing risk.

Network	Staking APY	Lock-up	Slashing Risk	Min Stake
Ethereum	3–4%	Variable (withdrawal queue)	Yes (for validators)	32 ETH (solo) or any (liquid staking)
Solana	6–7%	~2–3 days unbonding	Yes	No minimum
Cosmos	15–20%	21 days unbonding	Yes	No minimum
Polkadot	12–15%	28 days unbonding	Yes	No minimum
Cardano	3–5%	None (liquid)	No	No minimum

Liquid Staking

Liquid staking protocols (Lido, Rocket Pool, Jito) let you stake your tokens and receive a receipt token (e.g., stETH for staked ETH) that you can use in DeFi while still earning staking rewards. Best of both worlds: yield + liquidity.

Yield Farming

Provide liquidity to DeFi protocols (DEXs, lending platforms) and earn trading fees, interest, and protocol token rewards. Yields are higher than staking but carry more risk:

- Impermanent loss: if the price ratio of your paired tokens changes, you lose value compared to simply holding.
- Smart contract risk: your funds are locked in a contract that could be exploited.
- Token inflation risk: high APY is often paid in the protocol's own token, which can lose value.

Lending

Deposit stablecoins (USDC, DAI) or crypto into lending protocols and earn interest paid by borrowers. Safer than yield farming but lower returns. Current stablecoin lending rates: 3–8% APY on Aave and Compound.

Powered by docree.

WARNING

High APY = high risk. A protocol offering 100%+ APY is either unsustainable (Ponzi-like tokenomics) or extremely risky (new, unaudited, or leveraged). Sustainable yields in crypto are 3–15%. Anything above that requires deep understanding of the risk.

KEY TAKEAWAY

Staking is the safest yield strategy. Liquid staking adds DeFi composability. Yield farming offers higher returns but with impermanent loss and smart contract risk. Lending stablecoins is the simplest way to earn passive income in crypto.

CHAPTER 11

NFTs and Digital Ownership

Non-Fungible Tokens (NFTs) represent unique digital assets on the blockchain — art, music, gaming items, domain names, event tickets, and real-world asset certificates. Unlike cryptocurrencies (where 1 BTC = 1 BTC), each NFT is unique.

NFT Use Cases Beyond Art

Use Case	Example	Value Proposition
Digital art	Beeple, Art Blocks, generative art	Verifiable ownership, royalties for artists
Gaming	Axie Infinity, Gods Unchained	Player-owned items, cross-game interoperability
Music	Sound.xyz, Royal.io	Artists sell directly to fans, royalty splits
Real estate	Tokenized property deeds	Fractional ownership, instant settlement
Identity	ENS domains (.eth), Proof of Attendance	Decentralized identity, reputation
Ticketing	GET Protocol, Tokenproof	Prevents counterfeiting, enables secondary markets

The speculative NFT market (profile pictures, "jpeg" collections) has cooled significantly from 2021–2022 peaks. But the underlying technology — provable digital ownership — is being adopted by mainstream companies for ticketing, loyalty programs, and asset tokenization.

KEY TAKEAWAY

NFTs are the technology of digital ownership. The speculative mania has passed, but the use cases (gaming, ticketing, identity, real-world assets) are maturing. Focus on utility, not floor-price speculation.

Powered by docree.

CHAPTER 12

On-Chain Analysis

On-chain analysis examines blockchain data to understand market behavior — who is buying, who is selling, where coins are moving, and what smart money is doing. It is unique to crypto and provides insights impossible in traditional markets.

Key On-Chain Metrics

Metric	What It Measures	Bullish Signal	Bearish Signal
Exchange reserves	BTC/ETH held on exchanges	Decreasing (coins moving to cold storage)	Increasing (coins moving to exchanges to sell)
Active addresses	Unique addresses transacting daily	Increasing (growing adoption)	Decreasing (declining interest)
Hash rate (BTC)	Computing power securing the network	All-time highs (strong network)	Sharp drops (miner capitulation)
Whale wallets	Large holders (1000+ BTC)	Accumulating	Distributing (selling)
MVRV ratio	Market Value ÷ Realized Value	<1.0 (undervalued)	>3.0 (overvalued)
Stablecoin supply	Total stablecoins in circulation	Increasing (dry powder ready to buy)	Decreasing (money leaving crypto)

On-Chain Analysis Tools

- Glassnode: comprehensive on-chain data, paid subscription for advanced metrics.
- Nansen: tracks smart money wallets, DeFi flows, and whale activity.
- Dune Analytics: custom SQL queries on blockchain data, community dashboards.
- DefiLlama: DeFi TVL tracker across all chains and protocols.
- Etherscan / Solscan: blockchain explorers for individual transaction and wallet lookup.

PRO TIP

On-chain analysis is the crypto trader's secret weapon. When exchange reserves are dropping and whale wallets are accumulating, it is a strong bullish signal — regardless of what the price chart shows. Combine on-chain data with TA from Volume 2 for the highest-conviction setups.

Combining On-Chain with Technical Analysis

The most powerful crypto analysis combines on-chain data (what participants are doing) with technical analysis (what the chart is saying). Examples:

Powered by docree.

- Bullish confluence: BTC pulls back to 200-day SMA (TA support) + exchange reserves declining (on-chain accumulation) + whale wallets adding = high-conviction buy.
- Bearish confluence: BTC reaches all-time high (TA resistance) + exchange inflows spiking (on-chain distribution) + funding rates extremely positive (leveraged longs) = high-conviction exit.
- Cycle timing: MVRV ratio + Puell Multiple + RHODL ratio all in "overbought" zone = cycle top likely within 1–3 months. Begin scaling out.

On-chain analysis gives you an edge because most retail traders only look at price charts. When you combine on-chain with TA, you are seeing layers of information that the majority of market participants miss.

Free On-Chain Resources

Resource	What It Offers	Cost
Glassnode Studio	Comprehensive BTC/ETH metrics	Free tier (26 metrics) + paid
CryptoQuant	Exchange flows, miner data, whale alerts	Free tier + paid
Dune Analytics	Custom SQL queries on any blockchain	Free (community dashboards)
DefiLlama	DeFi TVL across all chains	Free
IntoTheBlock	Wallet concentration, order book data	Free tier + paid
Santiment	Social + on-chain combined analytics	Free tier + paid

KEY TAKEAWAY

On-chain analysis is unique to crypto and provides insights impossible in traditional markets. Combine exchange flows, whale activity, and network metrics with TA from Volume 2 for the highest-conviction setups. Start with free Glassnode and DefiLlama dashboards.

CHAPTER 13

Building a Crypto Portfolio

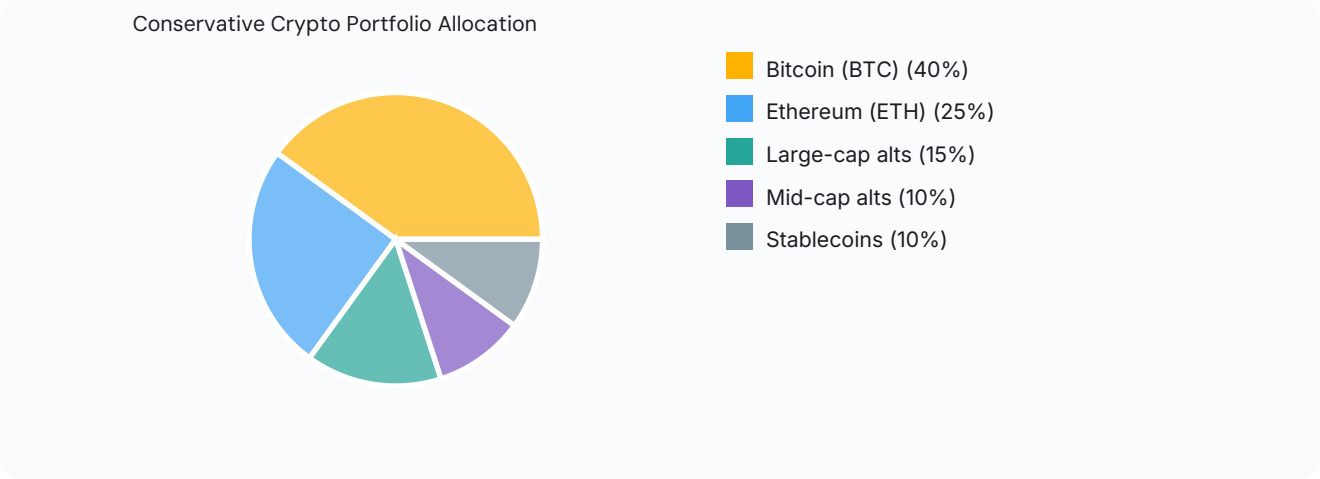

Fig 13.1 — A conservative crypto portfolio allocation. Adjust based on risk tolerance and market cycle.

The Barbell Strategy

The most popular framework for crypto portfolios: heavy allocation to safe assets (BTC/ETH) on one end, small speculative bets on the other, and stablecoins for dry powder in the middle.

Tier	Allocation	Assets	Purpose
Core (60–70%)	BTC + ETH	Bitcoin, Ethereum	Long-term value accrual, lowest risk within crypto
Growth (15–25%)	Large-cap alts	SOL, LINK, AVAX, DOT	Higher beta — outperform in bull markets
Speculative (5–10%)	Small/mid-caps	New L1s, DeFi tokens, memes	Asymmetric upside, can go to zero
Cash (5–15%)	Stablecoins	USDC, USDT	Dry powder for dips, earning yield in DeFi

Dollar-Cost Averaging (DCA)

DCA means investing a fixed amount at regular intervals (e.g., $500/month into BTC) regardless of price. This removes the emotional challenge of timing the market and has historically outperformed lump-sum investing for most retail investors in volatile markets.

Rebalancing

After a bull market, your altcoin allocation may have grown from 15% to 50% of your portfolio. Rebalancing means selling the overweight positions and moving back to your target allocation. This forces you to take profits systematically rather than holding through the entire cycle.

Powered by docree.

Rebalance quarterly or when any position deviates more than 10% from its target allocation.

Portfolio by Risk Tolerance

Profile	BTC	ETH	Large Alts	Small Alts	Stables
Conservative	50%	25%	10%	0%	15%
Moderate	40%	25%	15%	10%	10%
Aggressive	30%	20%	20%	20%	10%
Degen (high risk)	20%	15%	15%	40%	10%

As a general rule: the more experience you have, the more you can allocate to small caps. Beginners should stay 80%+ in BTC/ETH until they have lived through at least one full market cycle (bull + bear).

When to Take Profits

The hardest part of crypto investing is knowing when to sell. Here are data-driven signals that historically preceded cycle tops:

- MVRV Ratio above 3.0 — market is significantly overvalued relative to realized value.
- NUPL (Net Unrealized Profit/Loss) above 0.75 — extreme euphoria territory.
- Google Trends for "Bitcoin" at all-time high — retail mania peaked.
- Your Uber driver asks you about crypto — the classic anecdotal top signal.
- Exchange stablecoin reserves declining — less dry powder to buy dips.

You do not need to time the exact top. Selling in stages (25% at each signal) ensures you capture most of the upside while protecting against the inevitable 70–80% crash that follows every crypto cycle.

> KEY TAKEAWAY
>
> The barbell approach (BTC/ETH core + small speculative bets) is the safest way to participate in crypto upside while limiting downside. DCA removes timing stress, rebalancing forces profit-taking, and selling in stages at cycle-top signals protects your gains.

CHAPTER 14

Crypto Tax Basics

Cryptocurrency is taxable in most jurisdictions. Ignoring crypto taxes can lead to penalties, audits, and legal trouble. Here is what you need to know (note: tax laws vary by country — consult a local tax professional).

Taxable Events in Crypto

Powered by docree.

Event	Taxable?	Type of Tax
Buying crypto with fiat	No	—
Selling crypto for fiat	Yes	Capital gains (short or long-term)
Trading crypto-to-crypto	Yes (in most countries)	Capital gains on the disposed asset
Receiving staking rewards	Yes	Income tax at fair market value when received
Earning yield (DeFi, lending)	Yes	Income tax when received
Receiving an airdrop	Yes	Income tax at fair market value
Transferring between own wallets	No	—
Gifting crypto	Varies by jurisdiction	May trigger gift tax above thresholds
NFT sale	Yes	Capital gains; for creators, may be income

Record Keeping

The biggest challenge in crypto tax is tracking cost basis across dozens of wallets, exchanges, and DeFi protocols. Tools like Koinly, CoinTracker, and TokenTax aggregate your transaction history and calculate gains/losses automatically.

> PRO TIP
>
> Start tracking from Day 1. Retroactively reconstructing years of DeFi transactions across multiple chains is a nightmare. Connect your wallets and exchanges to a crypto tax tool immediately.

Common Tax Optimization Strategies

While you should always consult a tax professional, these legal strategies are commonly used by crypto investors:

- Tax-loss harvesting: sell losing positions to offset capital gains from winners. Rebuy after the wash sale window (rules vary by jurisdiction).
- Long-term holding: in many jurisdictions, holding for 12+ months qualifies for lower long-term capital gains rates.
- Donate to charity: donating appreciated crypto to a qualified charity may allow you to deduct the full market value without paying capital gains tax.
- Use specific identification: instead of FIFO (first in, first out), identify specific lots with the highest cost basis to minimize gains.
- Jurisdiction planning: some countries (Portugal, UAE, Singapore) have favorable or zero crypto tax. Moving residence is a legal strategy used by high-net-worth investors.

Powered by docree.

Record Keeping Tips

- Connect ALL wallets and exchanges to a crypto tax tool (Koinly, CoinTracker, TokenTax) from Day 1.
- Export CSV transaction histories from exchanges quarterly (in case the exchange shuts down or changes format).
- Screenshot DeFi positions and yields monthly.
- Keep records for at least 7 years (most tax authorities' audit window).
- Separate trading wallets from long-term holding wallets for cleaner accounting.

KEY TAKEAWAY

Crypto taxes are real and enforced. Every sell, swap, and yield event is potentially taxable. Track everything, use a crypto tax tool, and consult a professional. The cost of getting caught is far higher than the cost of compliance.

PREVIEW
Generated with Docree — docree.com

CHAPTER 15

Scams, Rug Pulls, and How to Stay Safe

Crypto's permissionless nature is a double-edged sword: anyone can create a token, launch a protocol, or build an exchange — including criminals. The industry loses billions annually to scams. Here is how to protect yourself.

 CRYPTO SCAM RED FLAGS

- Guaranteed returns (no legitimate investment guarantees profit)
- Pressure to invest NOW (urgency = manipulation)
- Anonymous team (no verifiable identities or LinkedIn profiles)
- No audit report (smart contract not reviewed by reputable firm)
- Locked liquidity? Check — rug pulls drain unprotected pools
- Celebrity endorsements (almost always fake or paid)
- Too good to be true APY (1000%+ yields are unsustainable)
- No working product (only a whitepaper and a Telegram group)

Fig 15.1 — Red flags that indicate a potential crypto scam.

Common Scam Types

Scam	How It Works	Prevention
Rug pull	Devs drain liquidity or mint tokens, crashing price to zero	Check if liquidity is locked, team is doxxed, contract is renounced
Phishing	Fake website/email mimics a real exchange or wallet	Always type URLs manually, never click links in emails or DMs
Pump and dump	Group buys a token, promotes it on social media, sells at the top	If you hear about it on Twitter/Telegram, you are already late
Pig butchering	Romance/friendship scam leading to fake "investment platform"	Never invest on a platform recommended by an online stranger
Fake airdrop	Requires connecting wallet + approving malicious contract	Never approve token spending from unknown airdrop links
Ponzi/yield scam	Pays early investors with new investor money (OHM forks, etc.)	If yield has no clear source, you are the source

Due Diligence Checklist for New Projects

- Team identifiable and reputable (LinkedIn, past projects)?
- Smart contract audited by a reputable firm (CertiK, Trail of Bits, OpenZeppelin)?

Powered by docree.

- Liquidity locked or protocol-owned?
- Tokenomics transparent (no hidden mints, reasonable vesting)?
- Working product (not just a whitepaper)?
- Community organic (not just paid influencer shills)?
- Listed on reputable exchanges or trackers (CoinGecko, CoinMarketCap)?
- Clear use case beyond “number go up”?

KEY TAKEAWAY

The #1 rule in crypto security: if it sounds too good to be true, it is a scam. No legitimate project guarantees returns. Do your own research (DYOR), verify everything, and start with small amounts. Losing $100 to a scam is a cheap education; losing $10,000 is not.

PREVIEW
Generated with Docree — docree.com

CHAPTER 16

The Future of Crypto

Where is the crypto industry heading? While predictions are unreliable, several trends are clear:

Institutional Adoption

Bitcoin ETFs (approved in the US in 2024) have opened the floodgates for institutional capital. BlackRock, Fidelity, and major pension funds now have crypto exposure. This trend will continue with Ethereum ETFs and eventually tokenized real-world assets (bonds, real estate, commodities).

Regulation is Coming

MiCA in the EU, evolving SEC guidance in the US, and frameworks emerging in UAE, Singapore, and Hong Kong signal that crypto is being integrated into the existing financial system rather than banned. This is net positive: clear rules attract institutional capital and protect consumers.

Real-World Asset Tokenization

The next wave of crypto adoption will tokenize traditional assets: government bonds, real estate, private equity, and commodities. This brings trillions of dollars in real-world value onto blockchains, creating the foundation for a truly global, 24/7 financial system.

Layer 2 Scaling

Ethereum Layer 2s (Arbitrum, Optimism, Base, zkSync) are making transactions fast and cheap while inheriting Ethereum's security. As fees drop below $0.01, use cases that were previously uneconomical become viable: micropayments, gaming, social media, and IoT.

AI + Crypto

The intersection of artificial intelligence and blockchain is creating new categories: AI-powered trading agents, decentralized compute networks, and AI-generated content with provable ownership. This is early but potentially transformative.

Your Crypto Journey Starts Here

You now have a comprehensive understanding of the crypto ecosystem: how blockchains work, the major assets, DeFi, wallet security, portfolio construction, taxes, and scam prevention. Combined with the trading skills from Volumes 1–4, you are better prepared than 95% of people entering crypto.

Start small. Use a hardware wallet. DCA into BTC and ETH. Learn DeFi with small amounts. Track your taxes from Day 1. And always remember: the market will be here tomorrow. There is no rush.

PREVIEW
Generated with Docree — docree.com

KEY TAKEAWAY

Crypto is the fastest-evolving asset class in history. The technology is real, the adoption is growing, and the opportunity is significant — but so are the risks. Approach it with the same discipline, risk management, and patience that Volumes 1–4 taught you. Knowledge is your edge.

PREVIEW
Generated with Docree — docree.com

Trading Education Series

Volume	Title	Focus
Vol. 1	Fundamentals of Trading	Market basics, how trading works
Vol. 2	Technical Analysis Mastery	Charts, indicators, price action
Vol. 3	Risk & Money Management	Position sizing, drawdown control
Vol. 4	Trading Strategies & Systems	Complete systems, strategy templates
Vol. 5	Crypto Trading Essentials	Bitcoin, Ethereum, DeFi, wallets, portfolio

© 2026 Docree Demo. All rights reserved.
This eBook is educational only, not investment advice. Crypto is high-risk. Only invest what you can afford to lose.

PREVIEW
Generated with Docree — docree.com